



## James Barone Racing Custom Fabrication of Aftermarket Parts and Accessories

### 04'-2010+ Mazda 3 and MAZDASPEED 3 Billet Rear Motor Mount Installation Instructions

#### Tools Required:


Jack, Jack Stands or Ramps  
½" Drive Ratchet Wrench  
½" Drive Torque Wrench  
17mm Socket  
19mm Socket  
19mm Closed End Wrench

1. Begin by parking on a smooth level surface with the emergency brake engaged. Jack up the front of the vehicle and position jack stands underneath both sides..



**Refer to you vehicles owner's manual for proper jack placement and supporting procedures. Never get under a vehicle without the proper support in place.**


1. Loosen all 5 of the bolts shown below using a 17mm socket, 19mm socket and ½" socket wrench. Once you have them all loose remove all 5 bolts. It's very important to note the location of the 2 bolts circled below. **THEY ARE NOT THE SAME AND MUST BE RE-INSTALLED IN THEIR ORIGINAL LOCATIONS**




2. Remove the old motor mount; put your new JBR Billet mount in place and install the bushing bolt shown below leaving it loose.




3. Put the transmission bracket into position as shown below. It's a snug fit; some wiggling will be required.



- Put the supplied bolt and flat washer through the mount and transmission bracket as shown.



- Pivot the transmission bracket up in to place and install the 3 bolts previously removed. Rocking of the engine may be required to align the bolts. Using a 19mm socket, socket wrench and torque wrench tighten and torque the bolts to 70 foot-pounds.



6. Place a flat washer, lock washer and nut on to the supplied stainless bolt. Tighten and torque to 120 foot-pounds using a 19mm socket, socket wrench, torque wrench and closed end wrench.



7. Tighten and torque the bushing bolt to 70 foot-pounds using a 17mm socket, socket wrench, and torque wrench.



**CONGRATULATIONS YOU'RE ALL DONE!!**

**\*\*\*Warning\*\*\***

**After a few days of driving recheck and if necessary re-torque of all mounting bolts to ensure they have not come loose.**

## **SHIPPING**

All orders are carefully inspected and packaged prior to shipment. The recipient must inspect all shipments for damage and report any damage to the carrier and JAMES BARONE RACING immediately. JAMES BARONE RACING is not responsible for damage that occurs during shipping.

## **RETURNS:**

All sales are final. JAMES BARONE RACING will only except returns in the event of a manufacturer's defect. Defective items will be exchanged for the identical item or repaired at our discretion. Return shipping costs are the responsibility of the purchaser. An RMA # (Return to Manufacturer Authorization Number) Must accompany all returns. In rare cases where a return is accepted a 15% restocking fee will be deducted from the refund or credit. Shipping charges are non- refundable. No returns or exchanges will be accepted after 30 days.

## **DISCLAIMERS:**

Failure to carefully follow the installation instructions for your JAMES BARONE RACING product could result in significant property damage, personal injury, injury to others or even death. Please take the time to read and thoroughly understand the instructions prior to installation. The instructions are as accurate as possible and may vary slightly from model year to model year. Professional installation is recommended. Neither JAMES BARONE RACING nor any of its employees, officers, directors, or shareholders will accept responsibility for improper use or installation of our products. JAMES BARONE RACING is not responsible for the misuse, incorrect installation, or failure of any product we sell. Under no circumstances, including but not limited to negligence, will JAMES BARONE RACING be liable for special or consequential damages that result from the use or inability to use our products. JAMES BARONE RACING does not assume responsibility for any damage to the user, driver, passenger or vehicle resulting from the operation of a JAMES BARONE RACING product. PLEASE DRIVE RESPONSIBLY.

## **WARRANTY:**

All JAMES BARONE RACING products carry a lifetime warranty to the original purchaser. Warranty is non-transferable. Warranty does not cover damage or failure caused by abuse, misuse, faulty installation or repairs not conducted by JAMES BARONE RACING. JAMES BARONE RACING is not liable for consequential damages arising from the use of our products or any indirect damages resulting in the loss of property, revenue or costs for towing, removal, installation, or re-installation. To receive warranty service you must contact JAMES BARONE RACING to receive an RMA # (Return to Manufacturer Authorization Number) at which time you will be provided with instructions for returning the faulty product

## **CONTACT:**

If you have questions or problems, e-mail us at [jamesbaroneracing@gmail.com](mailto:jamesbaroneracing@gmail.com). Posting questions or problems in the forums or other social media outlets will only delay you from getting the correct answer or personalized attention from us.